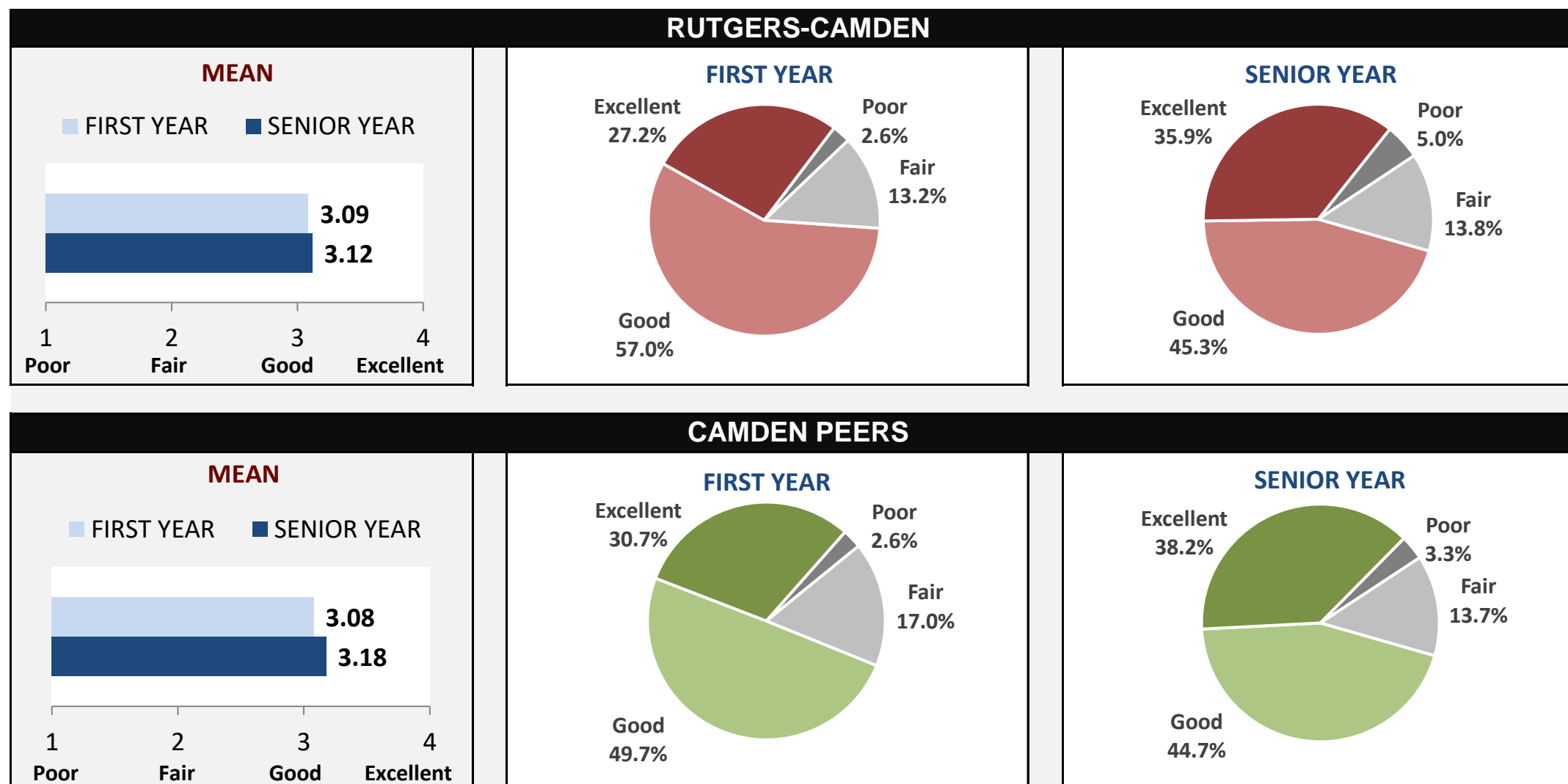


## RUTGERS UNIVERSITY AND PEER INSTITUTIONS STUDENT SATISFACTION 2018

### CAMDEN

HOW WOULD YOU EVALUATE YOUR ENTIRE EDUCATIONAL EXPERIENCE AT THIS INSTITUTION?

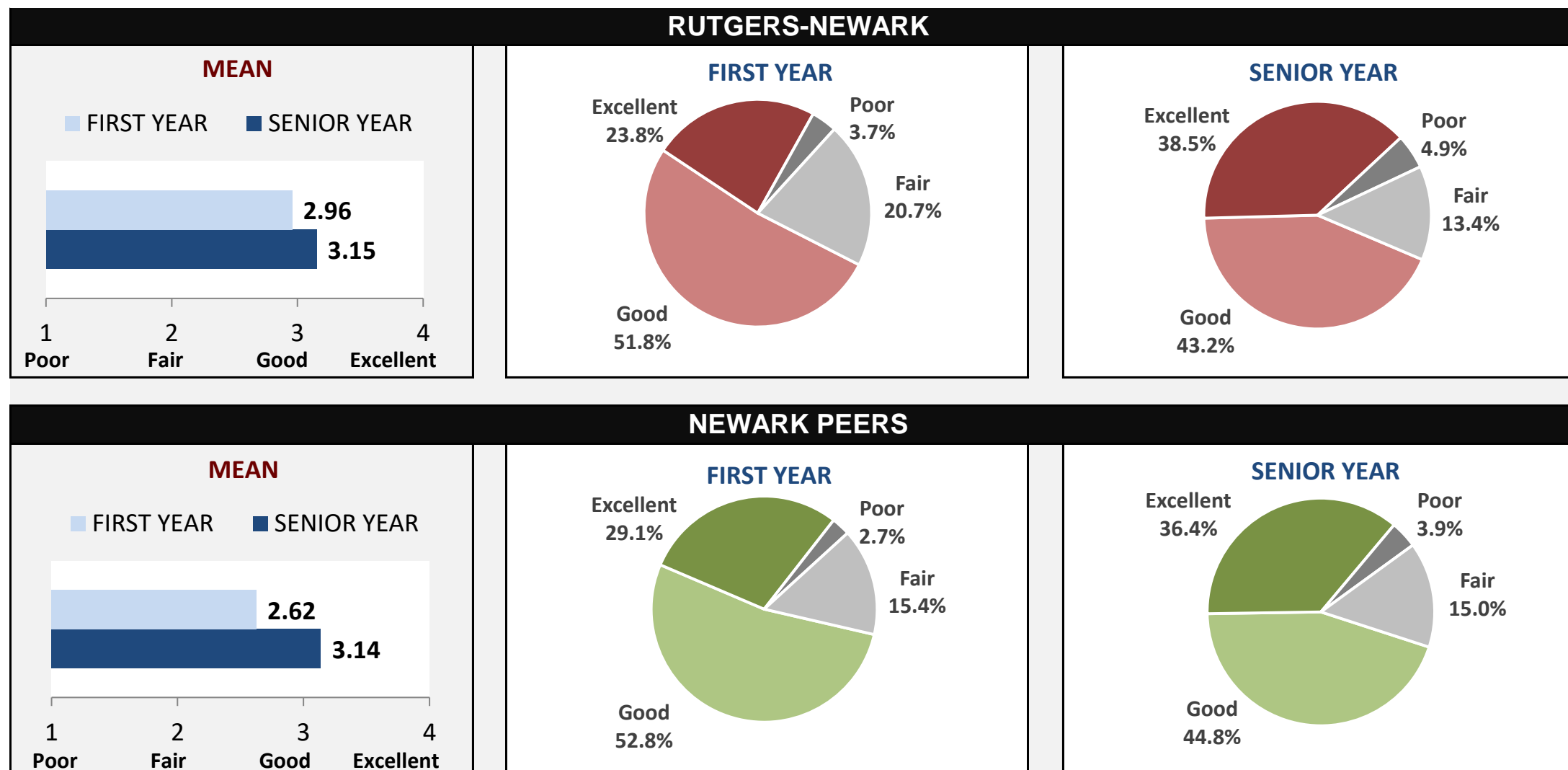


Camden Peers participating in the 2017 and 2018 survey: The College of New Jersey, Montclair State University, Ramapo College of New Jersey, SUNY at Geneseo, Stockton University, University of Massachusetts-Boston, University of Michigan-Dearborn, University of North Carolina-Wilmington, University of Southern Maine, University of Tennessee at Chattanooga, University of Wisconsin-Milwaukee, Western Connecticut State University

## RUTGERS UNIVERSITY AND PEER INSTITUTIONS STUDENT SATISFACTION 2018

### NEWARK

HOW WOULD YOU EVALUATE YOUR ENTIRE EDUCATIONAL EXPERIENCE AT THIS INSTITUTION?

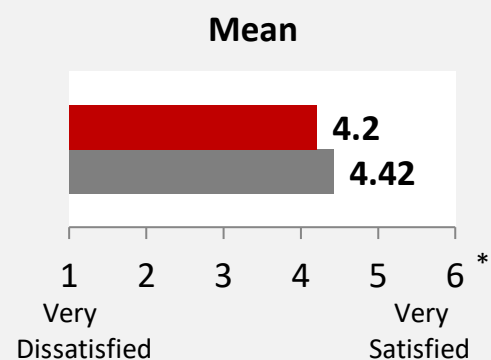


Newark Peers participating in the 2017 and 2018 survey: George Mason University, Georgia State University, University of Alabama at Birmingham, University of Illinois at Chicago, University of Missouri-St. Louis, University of North Carolina at Charlotte, The University of Texas at Dallas

## RUTGERS UNIVERSITY AND PEER INSTITUTIONS STUDENT SATISFACTION AND ENGAGEMENT 2018

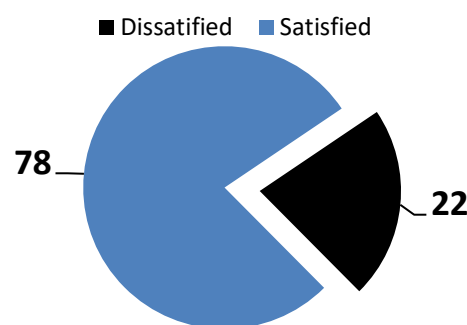
### NEW BRUNSWICK

#### ACADEMIC SATISFACTION



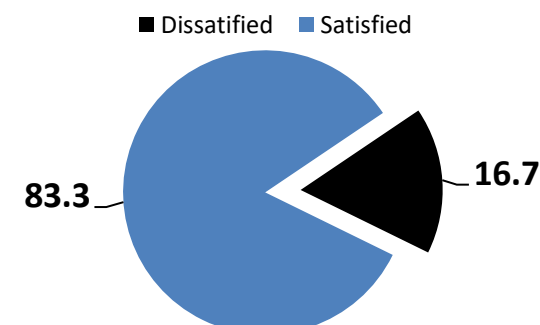
#### RUTGERS-NEW BRUNSWICK

##### ACADEMIC SATISFACTION

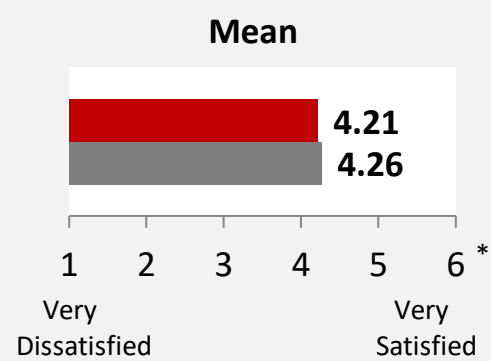


#### OTHER AAU

##### ACADEMIC SATISFACTION

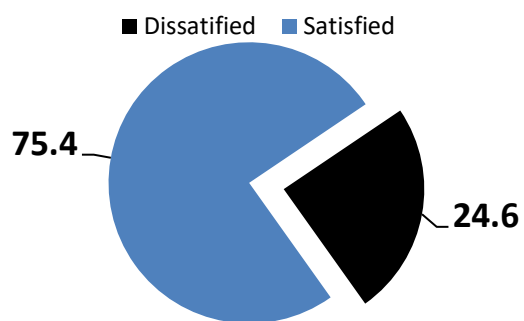


#### SOCIAL SATISFACTION



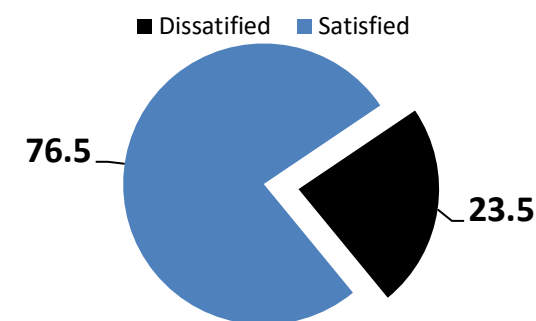
#### RUTGERS-NEW BRUNSWICK

##### SOCIAL SATISFACTION

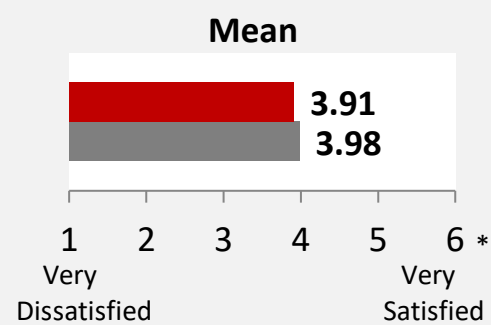


#### OTHER AAU

##### SOCIAL SATISFACTION

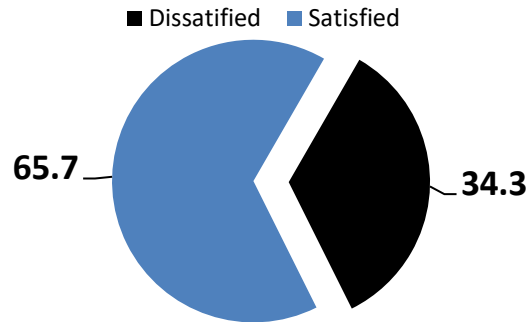


#### LEVEL OF SATISFACTION WITH COST FOR THE VALUE OF EDUCATION



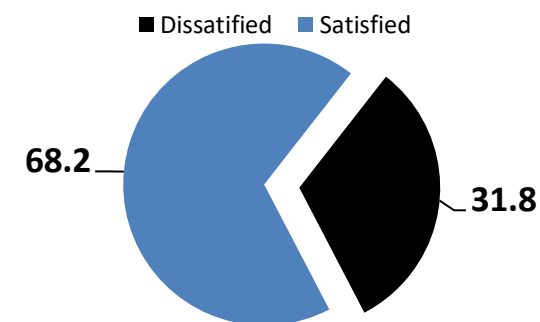
#### RUTGERS-NEW BRUNSWICK

##### COST FOR VALUE OF EDUCATION



#### OTHER AAU

##### COST FOR VALUE OF EDUCATION



■ Rutgers-New Brunswick  
■ Public AAU

\* 1 = Very Dissatisfied  
2 = Dissatisfied  
3 = Somewhat Dissatisfied

4 = Somewhat Satisfied  
5 = Satisfied  
6 = Very Satisfied

Rutgers-New Brunswick data shown excludes students in the School of Health Professions.

Public AAUs participating in 2018 survey: UC-Berkeley, UC-Davis, UC-Irvine, UC-Los Angeles, UC-San Diego, UC-Santa Barbara, University of Michigan, University of Minnesota, University of Oregon, University of Pittsburgh, University of Texas at Austin, University of Virginia, Purdue University, University of Iowa, and Michigan State University.

Source: Student Experience at the Research Institution Survey (SERU)

March 2022